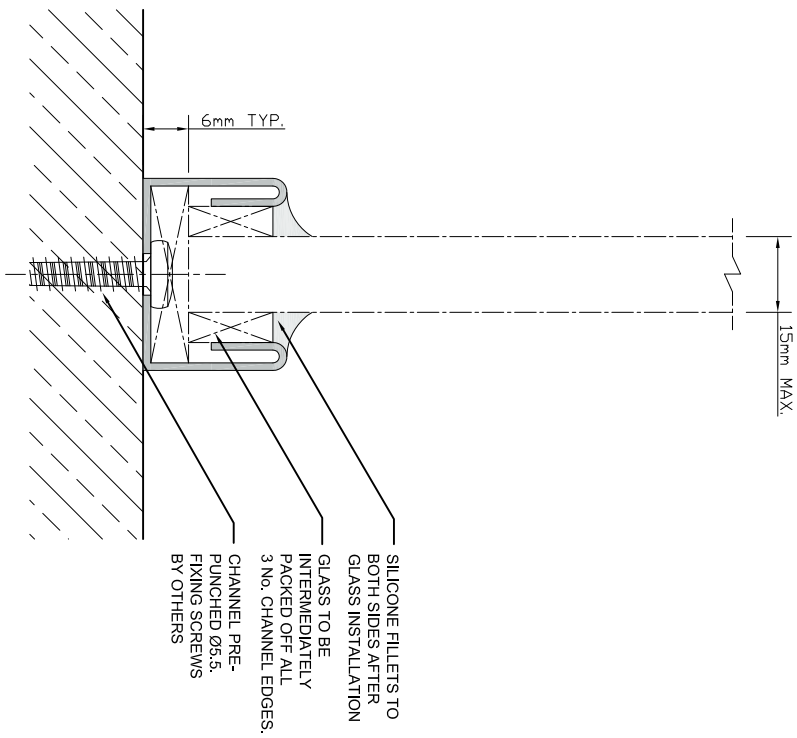


**GLAZING DETAIL
ON CHANNEL**

(SCALE 1:1 (A4))



**EXAMPLE
FINISHING
DETAILS**

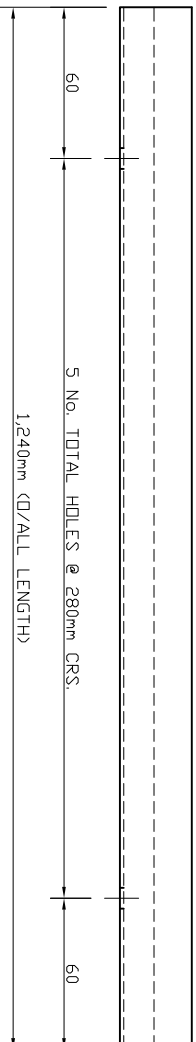
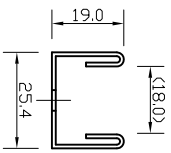
(SCALE 1:5 (A4))

| | |
|--------------------------------------|---|
| <p>CORNER INTERFACE ON ELEVATION</p> | <p>SH/GGAC11 (END CAP)</p> |
| <p>CORNER INTERFACE ON PLAN</p> | <p>SH/GGAC23 (JOINT PLATE)</p> <p>SH/GGAC12 (MITRED CORNER)</p> |
| <p>STANDARD END CAP DETAIL</p> | <p>SH/GGAC11 (END CAP)</p> |
| <p>STANDARD JOINT PLATE DETAIL</p> | <p>SH/GGAC23 (JOINT PLATE)</p> |

NOTE - COMPONENT TO BE CUT DOWN ON SITE TO SUIT DIMENSIONAL REQUIREMENTS

**PRODUCT
ELEVATIONS**

(SCALE 1:2 (A4))



The Vision Group,
6 Barnes Close,
Brandon, Suffolk
IP27 0NY

TEL: +44 (0)1842 816086
FAX: +44 (0)1842 815515
WEB: www.spiralhardware.co.uk
E-MAIL: info@spiralhardware.co.uk

Copyright (c) - April 2008. All Rights Reserved

NOTES/SPECIFICATION:

GLAZING CHANNEL SUPPLIED IN GRADE 304 STAINLESS STEEL.-

POLISHED FINISH

GLAZING CHANNEL SUITABLE FOR 15mm max. GLASS PANES

(NOTE CUSTOMER TO PROVIDE REQUIRED FIXINGS. PACKERS ARE NOT SUPPLIED WITH THE CHANNELS AS STANDARD)

PRODUCT REF: SH/GGAC10

DESCRIPTION: DIMENSIONED ELEVATIONS AND PRODUCT DETAILS

DRAWING REF: SH/GGAC10 - 001