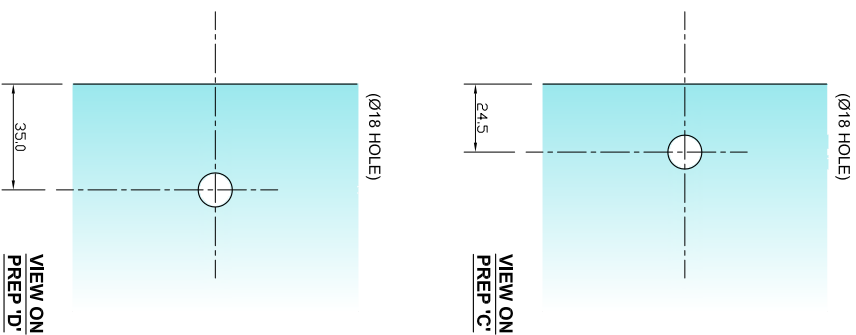
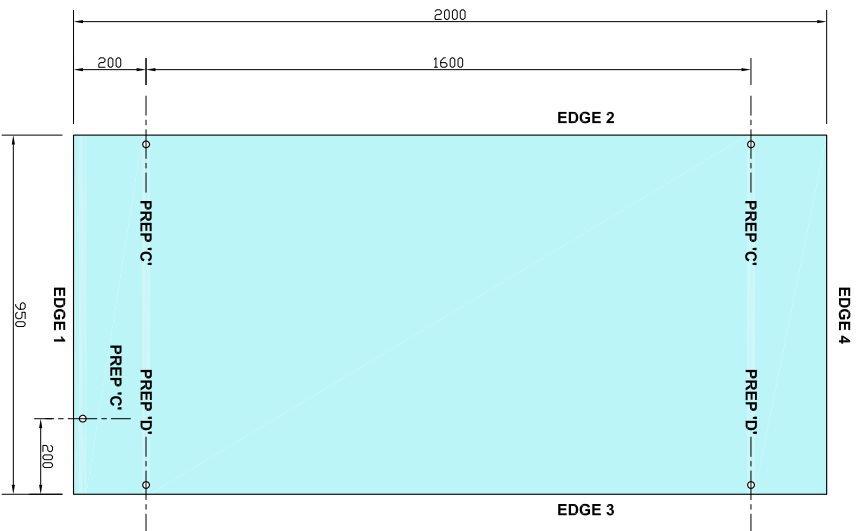


FRAMELESS GLASS SOLUTIONS - CORNER / SIDE GLASS

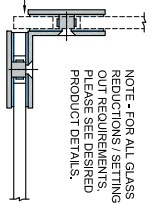


EDGE 2 - EXAMPLE OPTIONS

(SCALE 1:5 (A4))

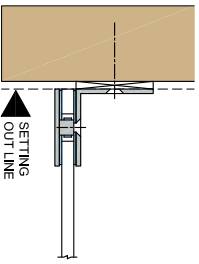
90 DEGREE GLASS FITTING OPTIONS:-
SHAHPH02
SHAHTB02

CORNER / SIDE GLASS REQUIRED FOR STEPPED EDGE



NOTE - FOR ALL GLASS REDUCTIONS / SETTING OUT REQUIREMENTS, PLEASE SEE DESIRED PRODUCT DETAILS.

GLASS TO WALL FITTING OPTIONS:-
SHAHPH01
SHAHTB01



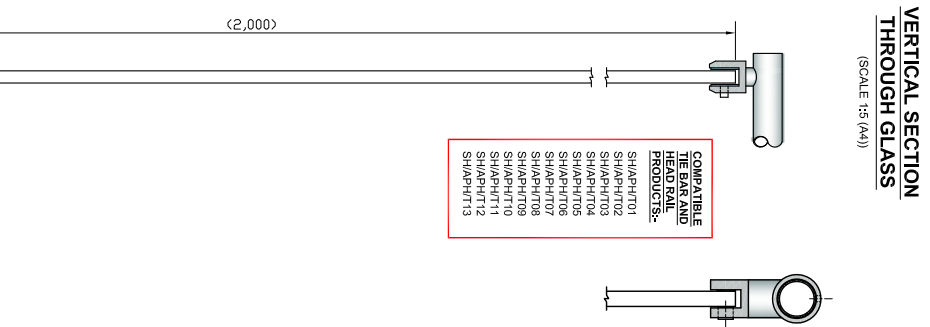
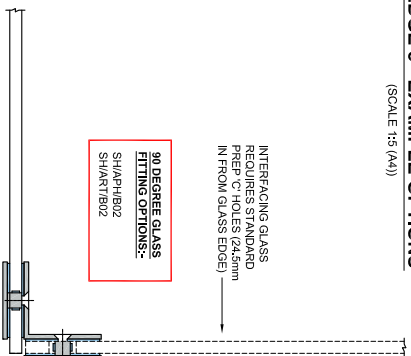
SETTING OUT LINE

EDGE 3 - EXAMPLE OPTIONS

(SCALE 1:5 (A4))

90 DEGREE GLASS FITTING OPTIONS:-
SHAHPH02
SHAHTB02

INTERFACING GLASS REQUIRES STANDARD PREP 'C' HOLES (24.5mm IN FROM GLASS EDGE)

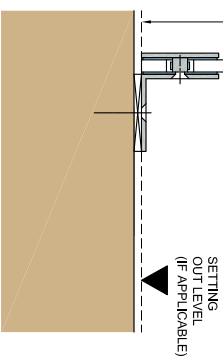


VERTICAL SECTION THROUGH GLASS

(SCALE 1:5 (A4))

COMPATIBLE TIE BAR AND HEAD RAIL PRODUCTS:-
SHAHPH01
SHAHPH02
SHAHPH03
SHAHPH04
SHAHPH05
SHAHPH06
SHAHPH07
SHAHPH08
SHAHPH09
SHAHPH10
SHAHPH11
SHAHPH12
SHAHPH13

GLASS TO FLOOR FITTING OPTIONS:-
SHAHPH01
SHAHTB02



SETTING OUT LEVEL (IF APPLICABLE)



The Vision Group,
6 Barnes Close,
Brandon, Suffolk
IP27 0NY

TEL: +44 (0)1842 816086
FAX: +44 (0)1842 815515
WEB: www.spiralhardware.co.uk
E-MAIL: info@spiralhardware.co.uk

Copyright (c) - April 2008. All Rights Reserved

NOTES/SPECIFICATION:

GLASS SUPPLIED IN 8mm CLEAR TOUGHENED GLASS PANES, WITH POLISHED EDGES TO ALL SIDES. ALL TO BS EN12150-1

GLASS SUPPLIED COMPLETE WITH GLASS PREPERATION DETAILS, TO SUIT OUR STANDARD FITTING COMPONENTS (AS LISTED).

(NOTE - FRAMELESS GLASS SOLUTIONS CAN DESIGN/PROVIDE BESPOKE GLASS PANES IF REQUIRED. TYPICAL VARIATIONS INCLUDE FINISH, SHAPING AND DIMENSIONAL (INCLUDING GLASS THICKNESS))

PRODUCT REF:	FGS/APG/S03
DESCRIPTION:	STANDARD STOCKED GLASS DIMENSIONED ELEVATIONS AND PRODUCT COMPATIBILITY DETAILS
DRAWING REF:	FGS/APG/S03 - 001