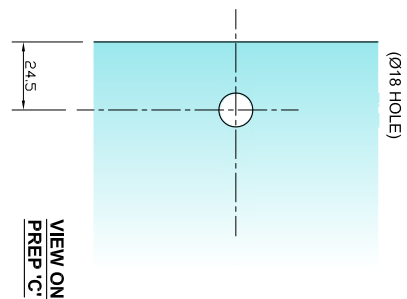
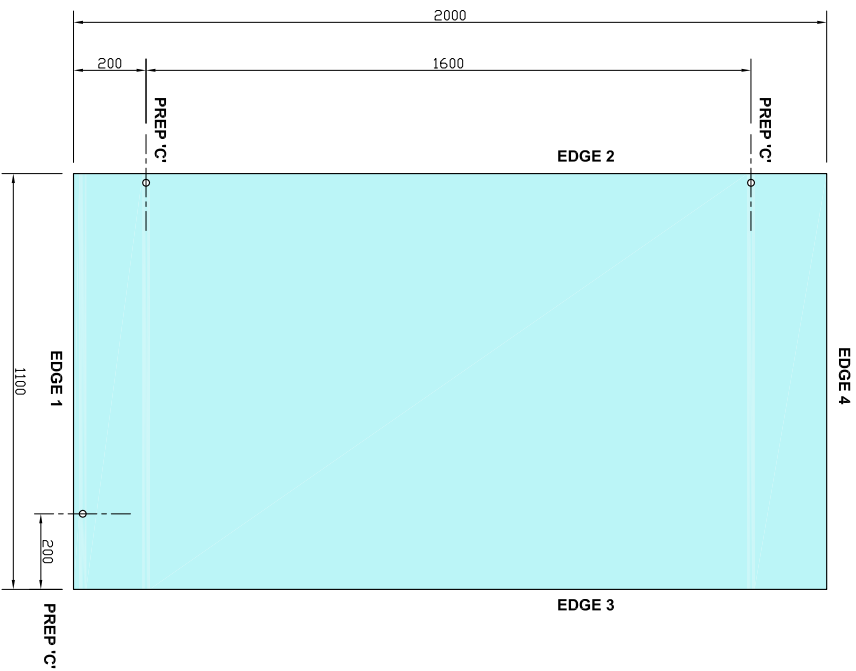
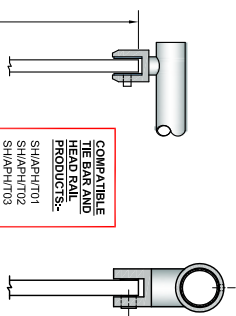


# FRAMELESS GLASS SOLUTIONS - FIXED / PARTITION GLASS



## VERTICAL SECTION THROUGH GLASS

(SCALE 1:5 (A4))

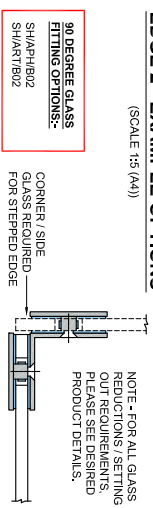


COMPATIBLE TIE BAR AND HEAD RAIL PRODUCTS:-  
 SHAPRH01  
 SHAPRH02  
 SHAPRH03  
 SHAPRH04  
 SHAPRH05  
 SHAPRH06  
 SHAPRH07  
 SHAPRH08  
 SHAPRH09  
 SHAPRH10  
 SHAPRH11  
 SHAPRH12  
 SHAPRH13

GLASS TO FLOOR FITTINGS OPTIONS:-  
 SHAPRH01  
 SHAPRH02

## EDGE 2 - EXAMPLE OPTIONS

(SCALE 1:5 (A4))



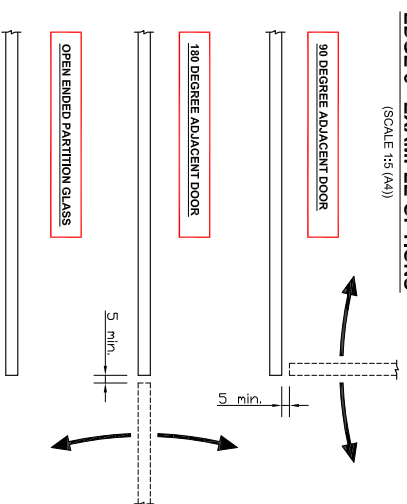
90 DEGREE GLASS FITTING OPTIONS:-  
 SHAPRH02  
 SHAPRH02

CORNER / SIDE GLASS REQUIRED FOR STEPPED EDGE

NOTE - FOR ALL GLASS REDUCTIONS / SETTINGS OUT REQUIREMENTS, PLEASE SEE DESIRED PRODUCT DETAILS.

## EDGE 3 - EXAMPLE OPTIONS

(SCALE 1:5 (A4))



90 DEGREE ADJACENT DOOR

180 DEGREE ADJACENT DOOR

OPEN ENDED PARTITION GLASS

5 mm

5 mm

The Vision Group,  
 6 Barnes Close,  
 Brandon, Suffolk  
 IP27 0NY

TEL: +44 (0)1842 816086  
 FAX: +44 (0)1842 815515  
 WEB: [www.spiralhardware.co.uk](http://www.spiralhardware.co.uk)  
 E-MAIL: [info@spiralhardware.co.uk](mailto:info@spiralhardware.co.uk)

Copyright (c) - April 2008. All Rights Reserved

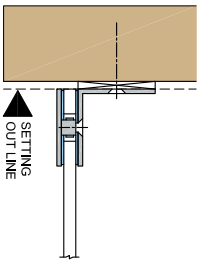
## NOTES/SPECIFICATION:

GLASS SUPPLIED IN 8mm CLEAR TOUGHENED GLASS PANES, WITH POLISHED EDGES TO ALL SIDES. ALL TO BS EN12150-1  
 GLASS SUPPLIED COMPLETE WITH GLASS PREPERATION DETAILS, TO SUIT OUR STANDARD FITTING COMPONENTS (AS LISTED).

(NOTE - FRAMELESS GLASS SOLUTIONS CAN DESIGN/PROVIDE BESPOKE GLASS PANES IF REQUIRED. TYPICAL VARIATIONS INCLUDE FINISH, SHAPING AND DIMENSIONAL (INCLUDING GLASS THICKNESS))

<b>PRODUCT REF:</b>	<b>FGS/APG/P03</b>
DESCRIPTION:	STANDARD STOCKED GLASS DIMENSIONED ELEVATIONS AND PRODUCT COMPATIBILITY DETAILS
<b>DRAWING REF:</b>	<b>FGS/APG/P03 - 001</b>

GLASS TO WALL FITTING OPTIONS:-  
 SHAPRH01  
 SHAPRH02



SETTING OUT LINE